



Access ClinicalKey Student Nursing & use of ClinicalKey Student Bookshelf

A personal account with ClinicalKey is needed for accessing the content of ClinicalKey Student Nursing on campus or remotely.

1. Register for a user account (if required)

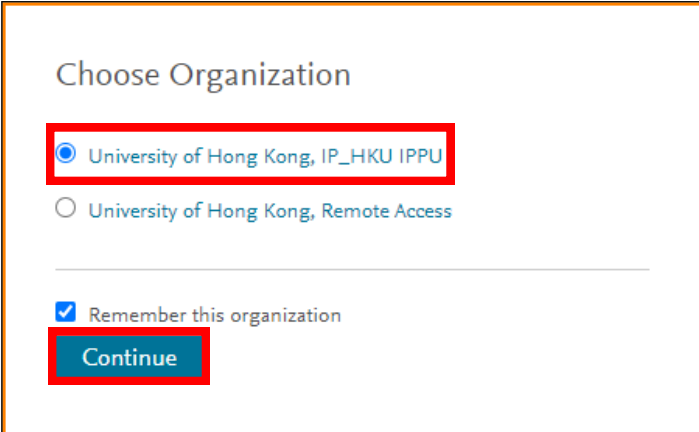
- Visit ClinicalKey Student Nursing via <https://bit.ly/3jXmCzL>
- Authenticate with your **HKU Portal ID** and **PIN**
- If you have already registered for ClinicalKey/ScienceDirect/Scopus or other Elsevier product, input the registered email and password and click on **Log in**
- Otherwise, click on **Register here** to register an account

- Set up your account by filling in your details, **UID@hku.hk/** **UID@connect.hku.hk** and assign a password for your personal account
- Note that your e-mail address will be your username for all Elsevier products
- Click on **Register** to complete registration

2. Access ClinicalKey Student Nursing in web browser

- After you input the registered email address and password, select **University of Hong Kong, IP_HKU IPPU**
- Click on **Continue**

Note: This dialogue box will not pop up if you access ClinicalKey Student Nursing remotely



Choose Organization

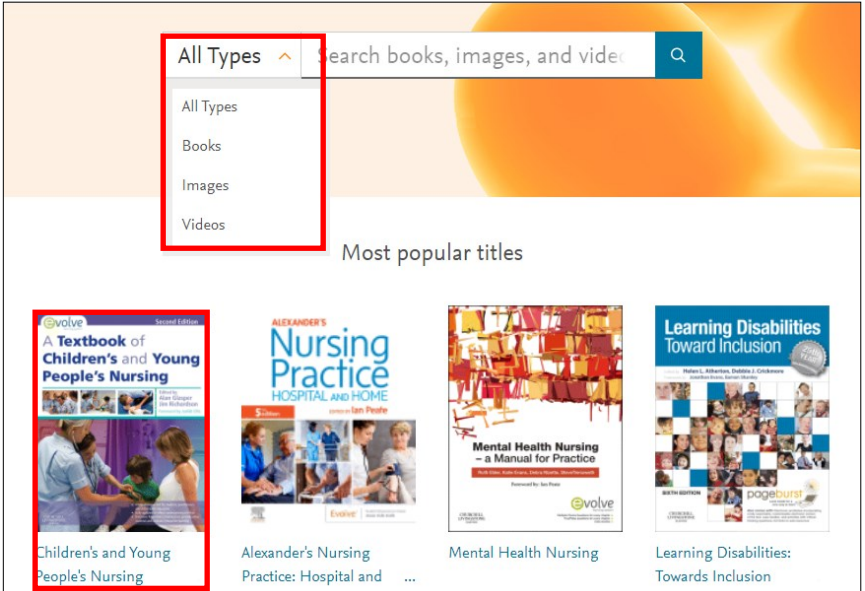
☒ University of Hong Kong, IP_HKU IPPU

☐ University of Hong Kong, Remote Access

☒ Remember this organization

Continue

- You can search particular form of resources or simply use **All Types** to search for all forms of resources
- You may also browse the books listed below



All Types

Search books, images, and videos

All Types

Books

Images

Videos

Most popular titles

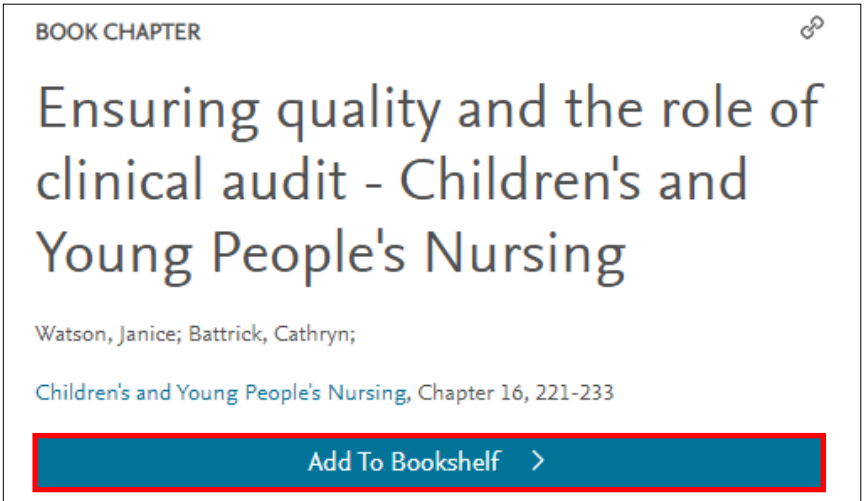
A Textbook of Children's and Young People's Nursing

Alexander's Nursing Practice: Hospital and Home

Mental Health Nursing - a Manual for Practice

Learning Disabilities: Toward Inclusion

- If you want to read the book in the mobile app, **ClinicalKey Student Bookshelf**, go to any chapter of the book
- Click on **Add to Bookshelf** to add the book to your personal account



BOOK CHAPTER

Ensuring quality and the role of clinical audit - Children's and Young People's Nursing

Watson, Janice; Battrick, Cathryn;

Children's and Young People's Nursing, Chapter 16, 221-233

Add To Bookshelf

3. ClinicalKey Student Bookshelf

What is Clinicalkey Student Bookshelf?

It allows you to save book titles, highlight text, create flashcards, make notes and share or export the notes to OneNote.



How to add books to the Bookshelf?

1. Search for the books on the **Home** page or under the **Browse** page.
2. Click on any book chapter and click “Add to Bookshelf” and then click the "Launch Bookshelf" button.
3. The book will immediately appear in the Bookshelf.

ClinicalKey Student Bookshelf application

Bookshelf books can be read offline by downloading a desktop app for Windows 10+ (from Microsoft Store) or Mac OS, or via the mobile app available through iOS and Android app stores.


Note: The Bookshelf application installed on desktop or mobile does not allow browsing, searching or adding books directly to the Bookshelf. You have to use the web browser version to add books to Bookshelf in order to read it at the mobile application.

4. Set up the mobile app ClinicalKey Student Bookshelf

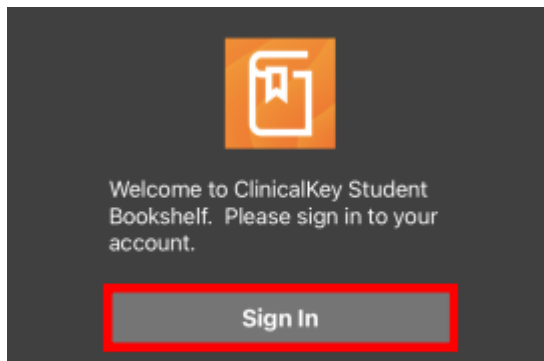
- Search for **ClinicalKey Student Bookshelf** in App Store or Play Store and install it



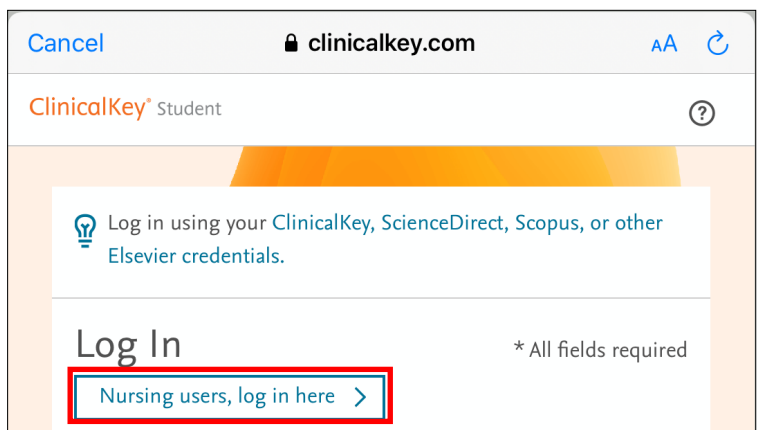
- When installation finishes, launch the app



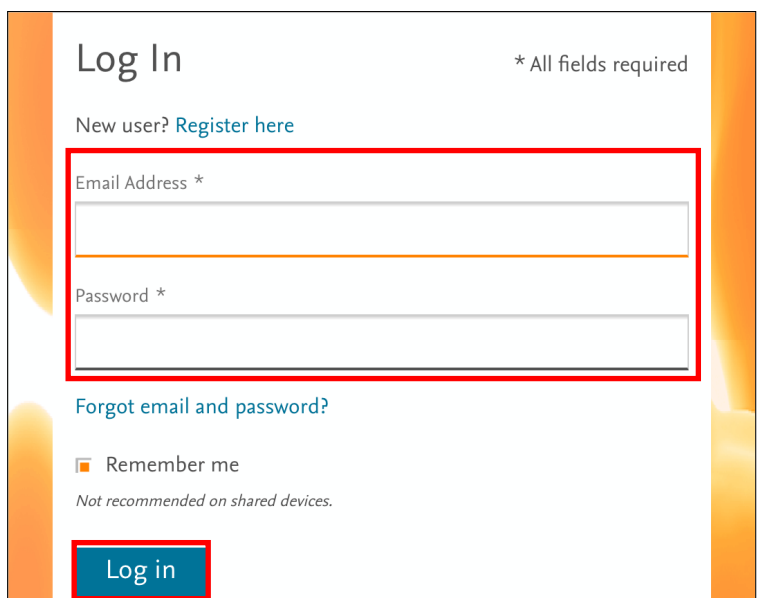
- Tap **Sign in**




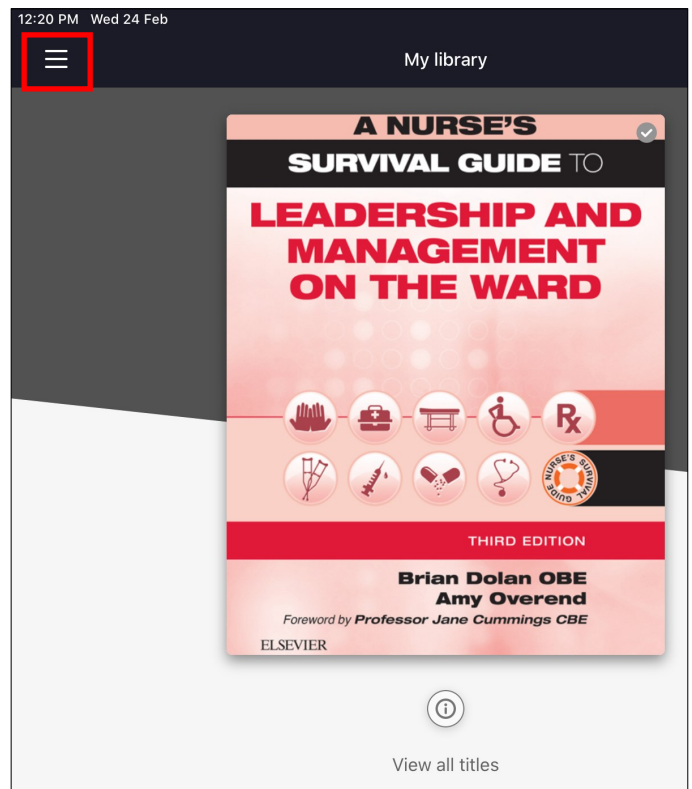
- Choose **Nursing users, log in here**



- Input your **registered email address and password**
- Tap **Log in**
- Select **University of Hong Kong, IP_HKU IPPU** if Choose Organization window pops up



- Tap the  button to expand the menu



- Tap **Update Library** to download the book to your mobile device

