
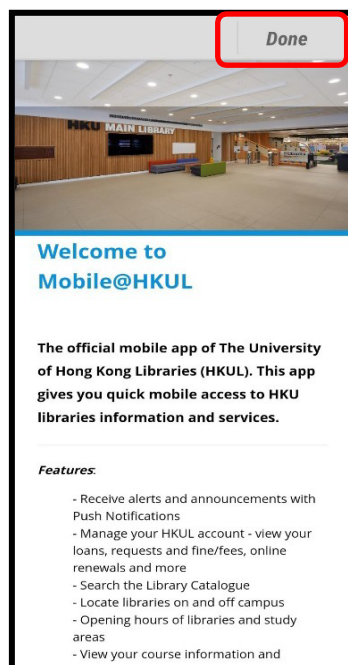
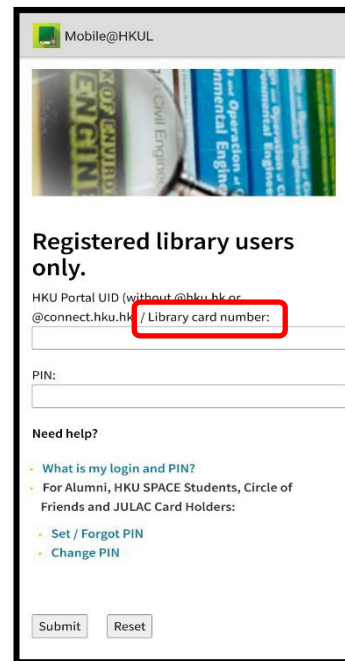
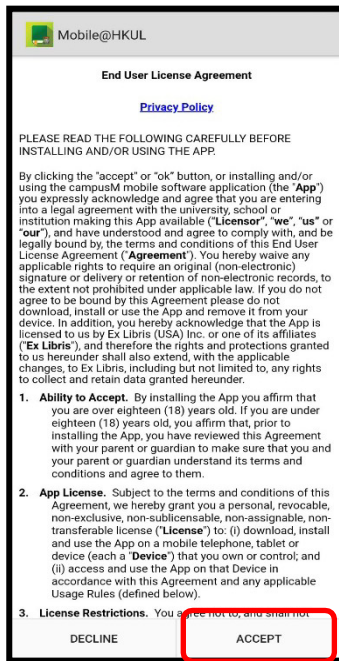
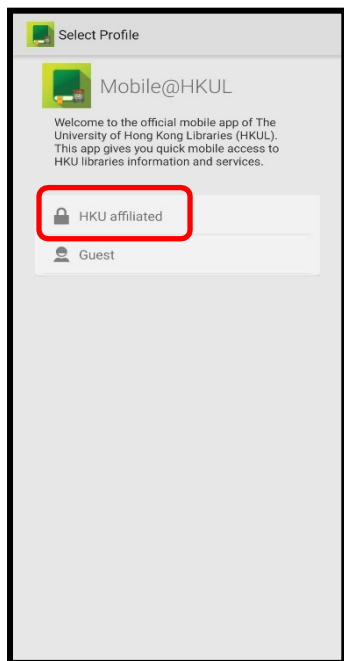


Commencing the academic year 2024/25, full-time students at HKU SPACE will be provided with virtual library cards for access to the library. Eligible students can access the card through the 'Mobile@HKUL' app and follow the steps outlined below.

1. Before going to the app, please set up a library PIN to activate your account using this link: <https://lib.hku.hk/selfservice/pin/setpin/form>
2. Use the library card number provided (e.g., A7xxxxxx), your registered email from HKU SPACE, the first 4 characters of your HKID or passport number, and the phone number provided to your school.
3. Download "Mobile@HKUL" from the App Store / Google Play.
4. Get the QR code of your card following the steps shown below.
5. Use the QR code to access the libraries and services.



### Important points to note:

- (1) The application process and distribution of virtual library cards are coordinated by the respective programme office in collaboration with HKU Libraries. Eligible students will receive notification of the card details from the programme office in due course.
- (2) It is important to note that the HKUL Virtual Library Card is for your personal use only; it is not transferable, and must not be shared with others. Violation of this user clause would lead to the revocation of access right and you may be subjected to disciplinary actions.