

PEDro

1

Go to PEDro and retrieve your results

1

Click on **Advanced Search** in PEDro.

PEDro
PHYSIOTHERAPY EVIDENCE DATABASE

Simple search
Advanced search

2

Enter a **search statement** e.g. > *low back pain and exercise*

Advanced Search

Abstract & Title:

Therapy:

Problem:

Score of at least: [/10]

Return: records at a time

When Searching: ☒ Match all search terms (AND)
☐ Match any search term (OR)

Start Search

3

Click on **Start Search**.

4

From the result list, click on **Select** for those which you consider as relevant.

5

Then click on **Display Selected Records**.

[Home](#) [Display Selected Records](#) [New Search \(Advanced\)](#) [Continue Searching \(Advanced\)](#)

Search Results

Click on a title to view details of that record. If your search has returned many records you may need to click on *Next* (at the top or bottom of the list of records). To display a list of records from one or a series of searches, click on *Select* and then *Display Selected Records* (at the top of the page).

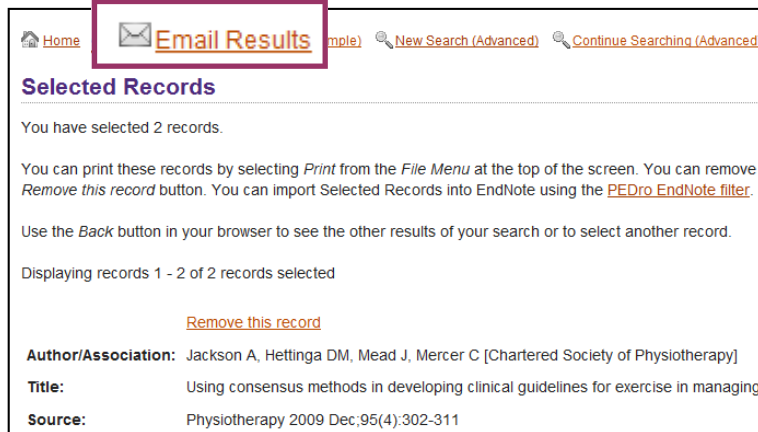
Record 1 - 20 of 483 [Next](#) [Last](#)

Title	Method	Score (/10)	Select Record
Using consensus methods in developing clinical guidelines for exercise in managing persistent low back pain [methodology of a clinical practice guideline for clinicians]	practice guideline	N/A	Select
Clinical practice implications of the Bone and Joint Decade 2000 to 2010 Task Force on neck pain and its associated disorders: From concepts and findings to recommendations with consumer	practice guideline	N/A	Select

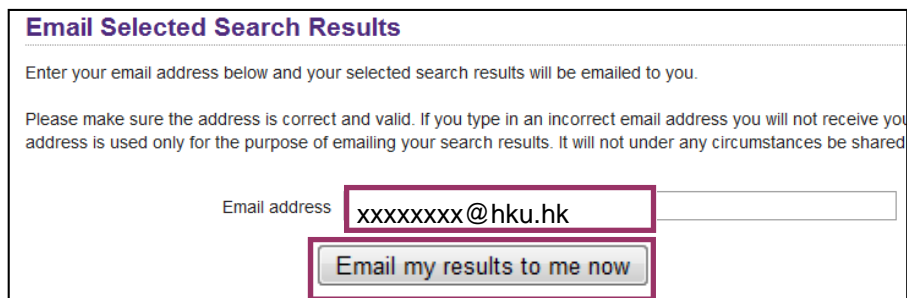
2

Save the results to a txt file

- 1 From the Selected Records List, click on **Email Results** to send the list to yourself.

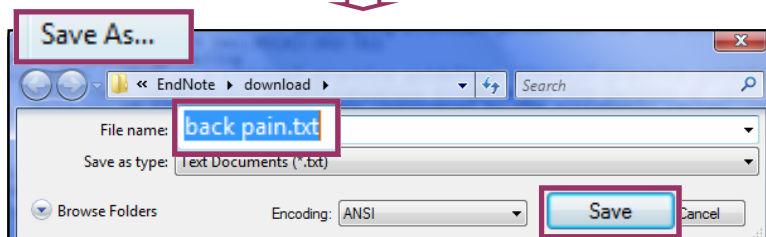
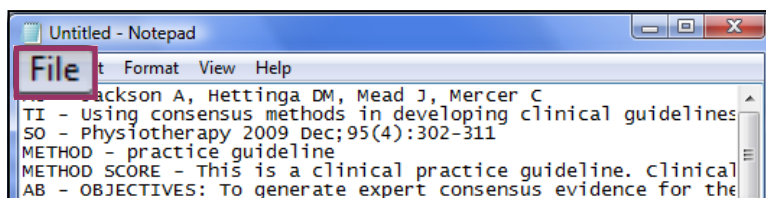


- 2 Enter your email address and click on **Email my results to me now**.



- 3 In your email, **copy** and **paste** the records to a **notepad** and **save** as a **txt file**.

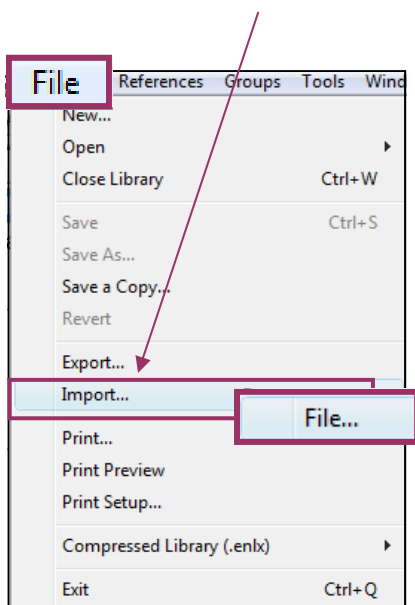
AU - Jackson A, Hettinga DM, Mead J, Mercer C
 TI - Using consensus methods in developing clinical guidelines for exercise in managing low back pain [methodology of a clinical practice guideline]
 SO - Physiotherapy 2009 Dec;95(4):302-311



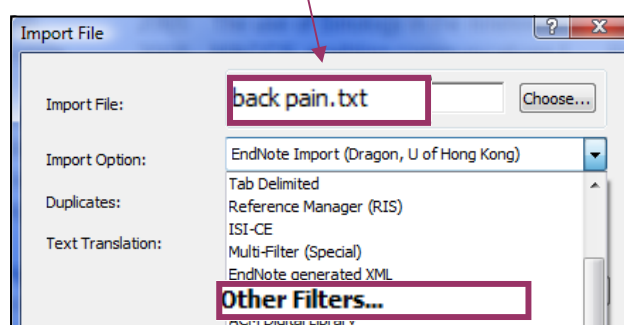
3

Import to Endnote

- 1 Open the Endnote library, e.g. *guide.enl*, that you would like to import the records to. Then select **Import** from the top bar menu: **File > Import > File**

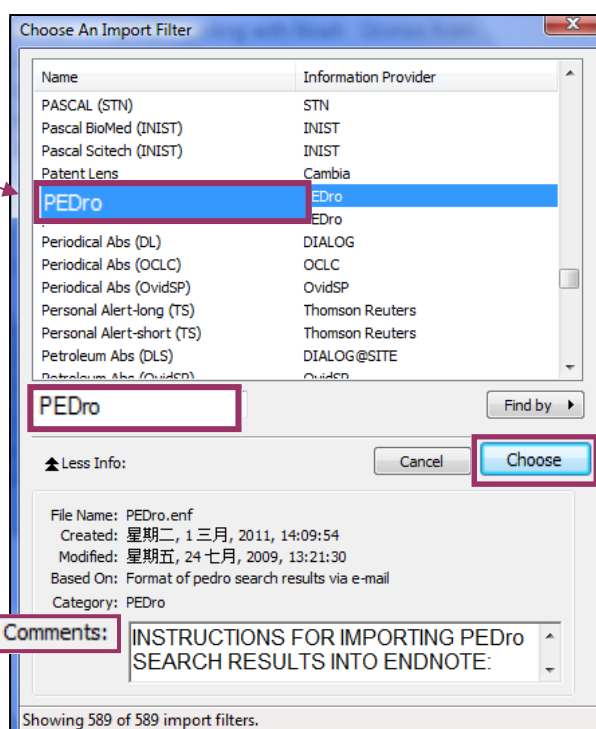


- 2 Choose the **txt** file that you have saved just now.



- 3 Choose the appropriate filter. If **PEDro** is not on the list, select **Other Filters**.

- 4 Locate **PEDro** from the list or type in **PEDro** in the search box and press **Enter** to locate an appropriate filter.

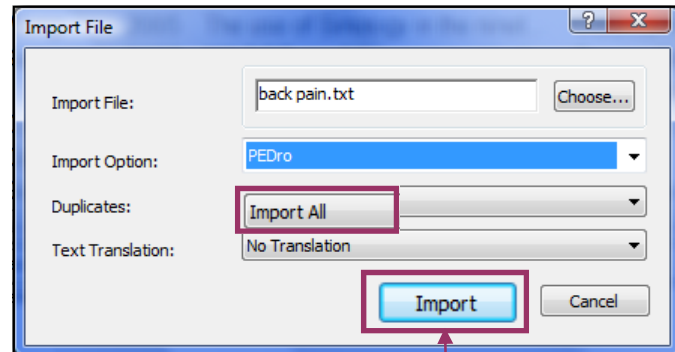


- 5 Read the **Comments** to find out the downloading instructions for this filter. Then click on **Choose**.

6

Select **Import All**.

Note: To remove identical records, select **Discard Duplicates**.

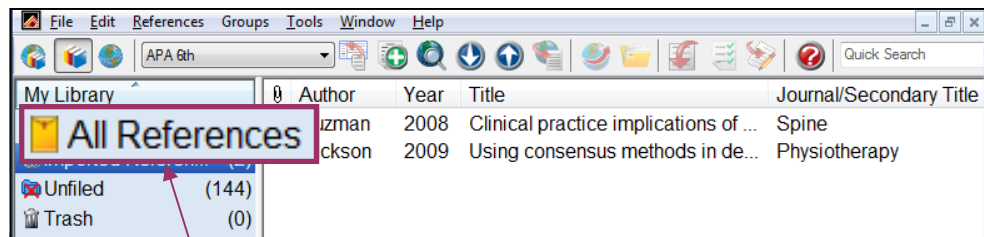


7

Once all the options have been selected, click on **Import**.

8

The records will be duly imported into the selected Endnote library.



9

Click on **All References** to show all references in your library.

Note: You can also show all references from
Top bar menu > References > Show All References