

Palgrave connect

1

Go to Palgrave connect and retrieve your results

1

Enter a **search statement** e.g. > *Finance and China*.

Or, change to **Advanced search**

Welcome to
palgrave connect

finance and china Keyword GO advanced search

2

Click on **Go**.

3

From the result list, **click** on the article title which you consider as relevant.
Note: You can save only one record each time.

Your search for **finance and china** returned 73 results.

[Modify search](#) | [New search](#) | [Browse](#)

subscribed trial access access restricted to subscribing institutions [how to access](#)

Showing 1 - 20 Order by: Relevance GO

1 2 3 4 [Next](#)

Expand All | Contract All

China Management Handbook
Frank Sieren, Engelbert Boos and Christine Boos

Print Publication Date: 26 Nov 2002
[Business & Management Collection Backlist Supplement](#)
Online Date: 01 Nov 2010
With China's accession to the WTO in Spring 2002 it is essential that Western investors and business...

book

The Chinese Economy under Transition
Edited by Sarah Cook, Shujie Yao and Juzhong Zhuang

Print Publication Date: 28 Jan 2000
[Economics & Finance Collection Backlist Supplement](#)
[Series: Studies on the Chinese Economy](#)
Online Date: 01 Nov 2010
This book consists of a number of papers presented to the Chinese Economic Association (UK) Annual C...

book

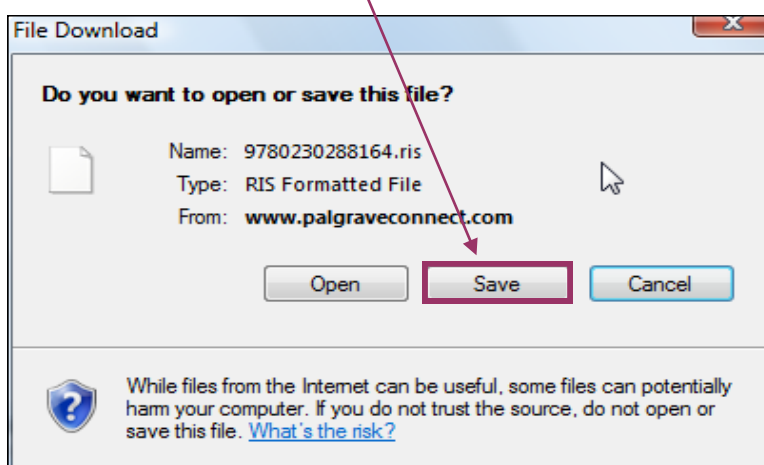
2

Save the results to Endnote

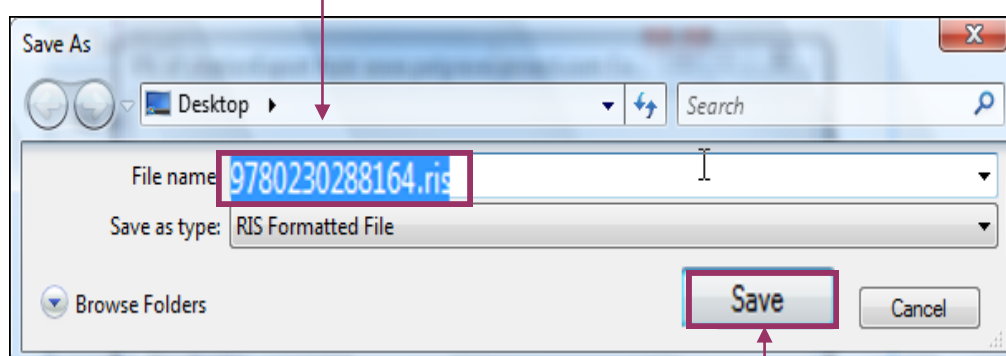
- 1 Click on **CITATION EXPORT**.



- 2 You will be prompted to **Save** the file.



- 3 Note on the location and name of the saved file.

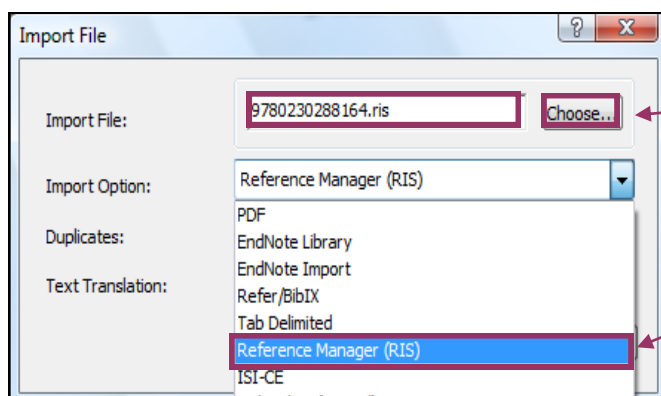
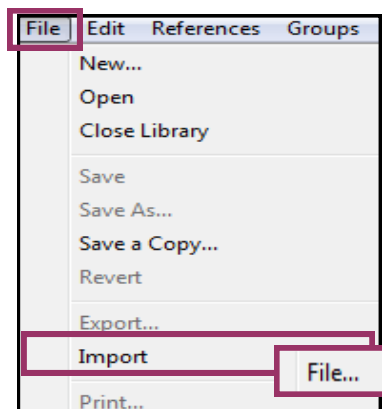


- 4 Click on **Save**.

3

Import to Endnote

- 1 **Open** your Endnote library, e.g. finance.enl. From the file menu choose Import: **File** > **Import** > **File**

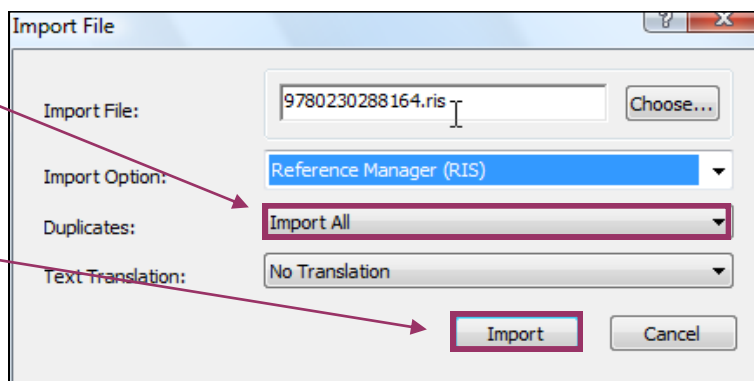


- 2 Choose the **ris** file that you have saved just now.

- 3 For **Import Option**, select **Reference Manager (RIS)**

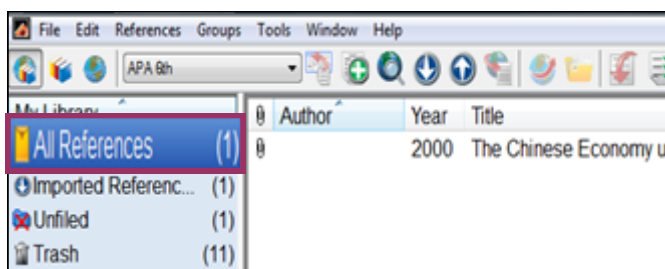
- 4 Select **Import All**. Note: To remove identical records, select **Discard Duplicates**.

- 5 Click on **Import**.



- 6 The records will be duly imported into the selected Endnote Library.

- 7 Click on **All References** to show all references in your library.



Note: You can also show all references from
Top bar menu > References > Show All References