

Engineering village 2

1

Go to Engineering Village 2 and retrieve your results

- 1 Enter a **search statement** in Engineering Village, e.g. > Desertification and China.

- 2 From the result list, **check** those which you consider as relevant.

- 3 Once all records are marked, click on **Download**.

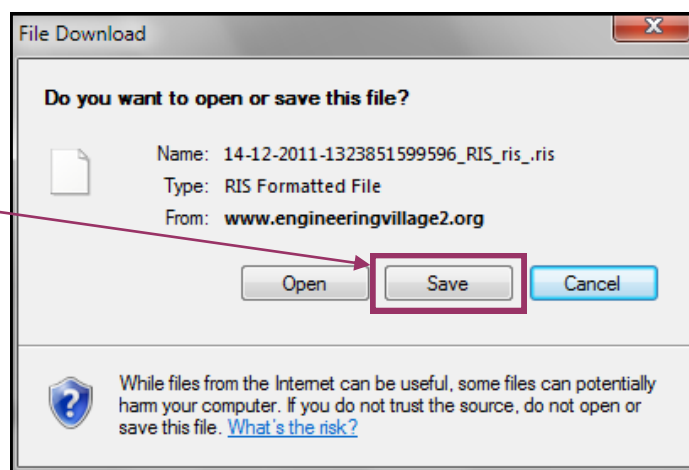
2

Save the results to a RIS file

- 1 Select **RIS, EndNote, ProCite, Reference Manager**.

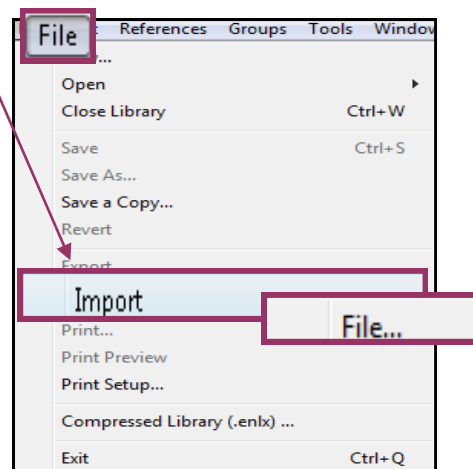
- 2 Click on **Download**.

- 3** You will be prompted to **save** the **RIS** file.

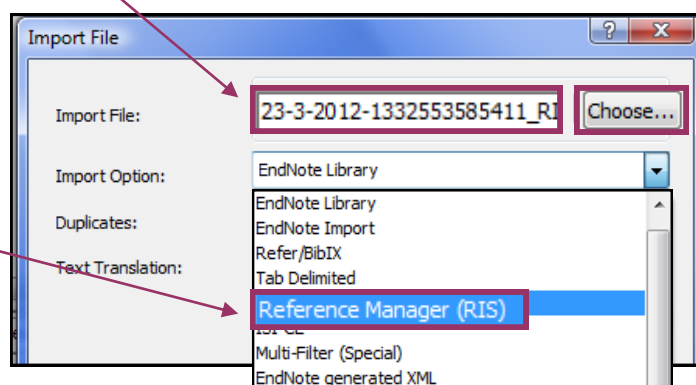


3 Import to Endnote

- 1** **Open** the Endnote library to import the txt file to Endnote. Select **Import** from the top bar menu: **File > Import > File**.

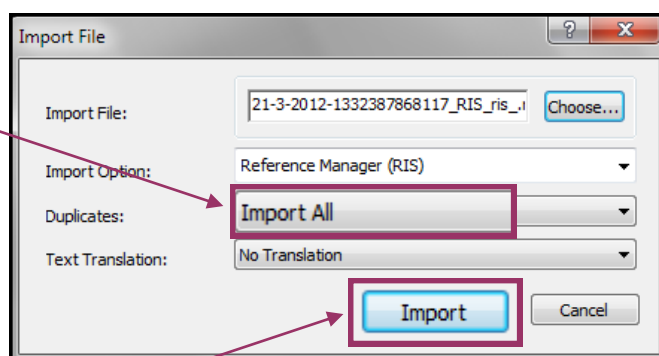


- 2** Choose the **RIS** file that you have saved just now.



- 3** Choose **Reference Manager (RIS)** as the import option.

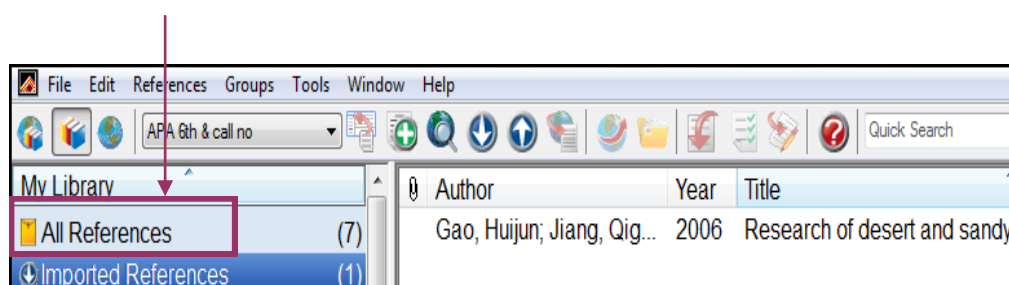
- 4** Select **Import All**.
Note: To remove identical records, select **Discard Duplicates**.



- 5** Click on **Import**.

- 6** The record will be duly imported into the selected Endnote library.

- 7** Click on **All References** to show all references in your library.



Note: You can also show all references from
Top bar menu > References > Show All References.