

Wiley Online Library

1

Go to Wiley Online Library and retrieve your results

- 1 Click on **Advanced search** in Wiley Online Library.

- 2 Enter a **search statement** to search e.g. > *desertification and China*.

- 3 Click on **Search**.

- 4 From the result list, **check** those which you consider as relevant.

- 5 Then click on **Export Citation**.

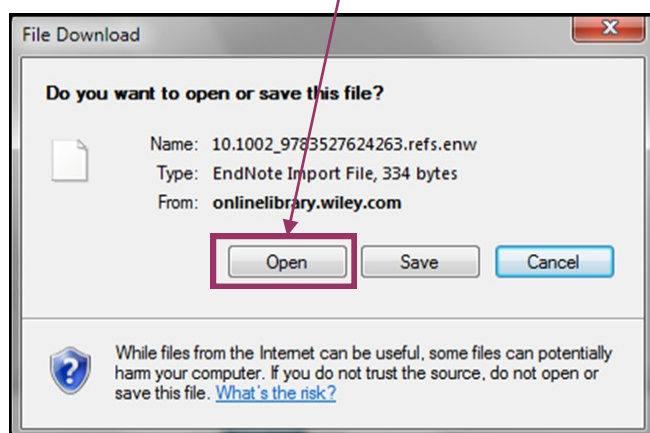
2

Direct export the results to Endnote.

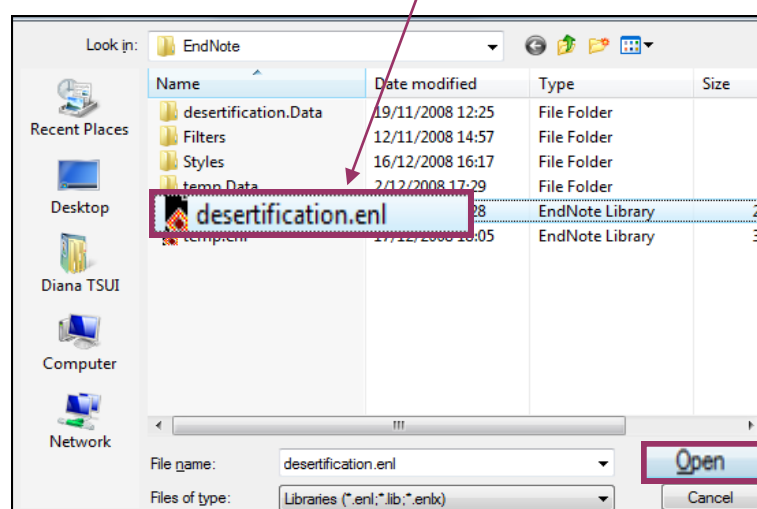
- 1 In Export Citation, select **EndNote** as format.

- 2 Click on **Submit**.

- 3 You will be prompted to **Open** the file.

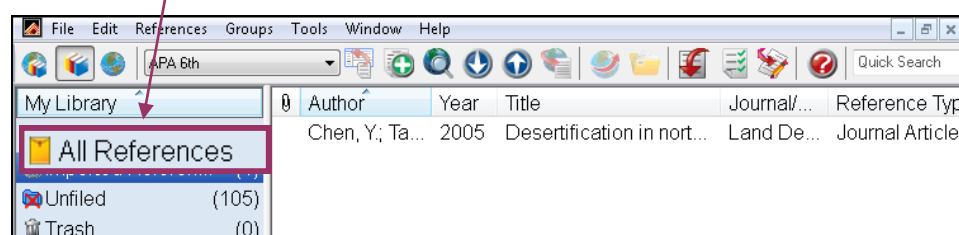


- 4 Locate your endnote library and click on **Open**.



- 5 The record will be duly imported into the selected Endnote library.

- 6 Click on **All References** to show all references in your library.



Note: You can also show all references from
Top bar menu > References > Show All References.