


SpringerLink

1

Go to SpringerLink and retrieve your results

- 1 Enter a **search statement** in SpringerLink, e.g. > *Desertification and China*.



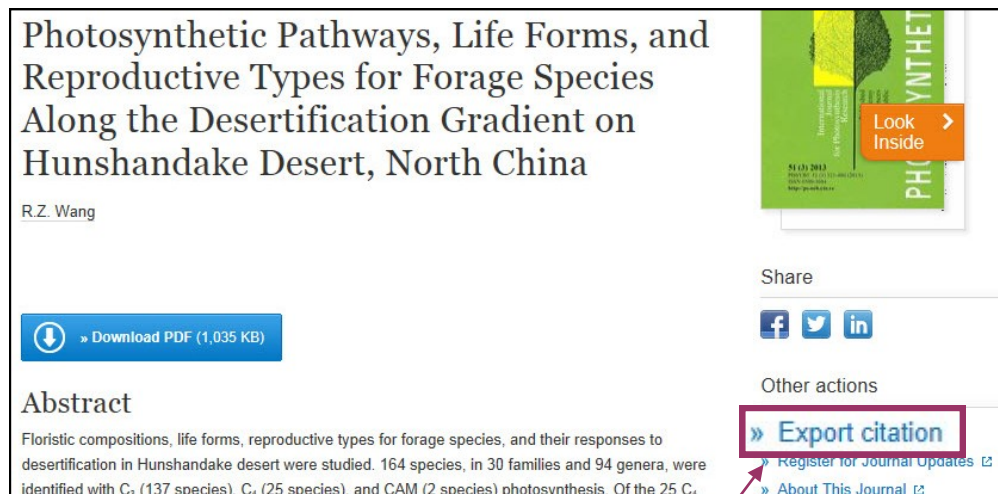
- 2 Click on **Search**.

- 3 From the result list, **click** on the article title which you consider as relevant. **Note: You can export only one record each time.**



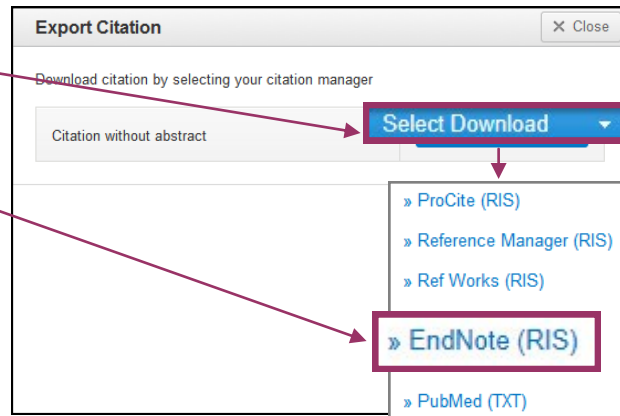
2

Direct export the results to Endnote



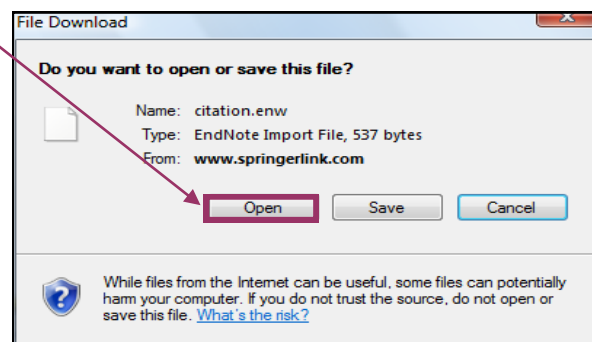
- 1 In Other actions, click on **Export Citation**.

- 2 In Export Citation, click on **Select Download**.

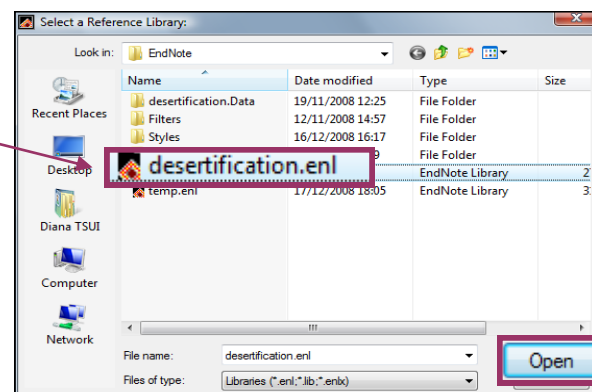


- 3 Then select **Endnote (RIS)**.

- 4 You will be prompted to **Open** the file.

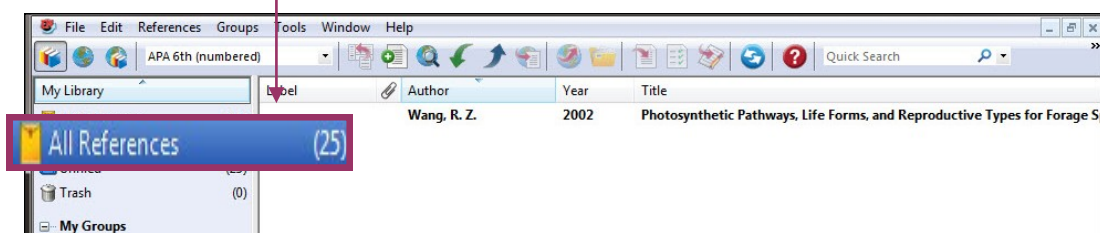


- 5 Locate your Endnote Library and click on **Open**.



- 6 The records will be duly imported into the selected Endnote library.

- 7 Click on **All References** to show all references in your library.



Note: You can also show all references from
Top bar menu > References > Show All References