

Liebert Online

1

Go to Liebert Online and retrieve your results

1

Click on **Advanced Search** in Liebert Online.



2

Enter a **search statement** e.g. > h1n1 flu and vaccin*

3

Click on **Search**.

4

From the result list, **check** those which you consider as relevant.

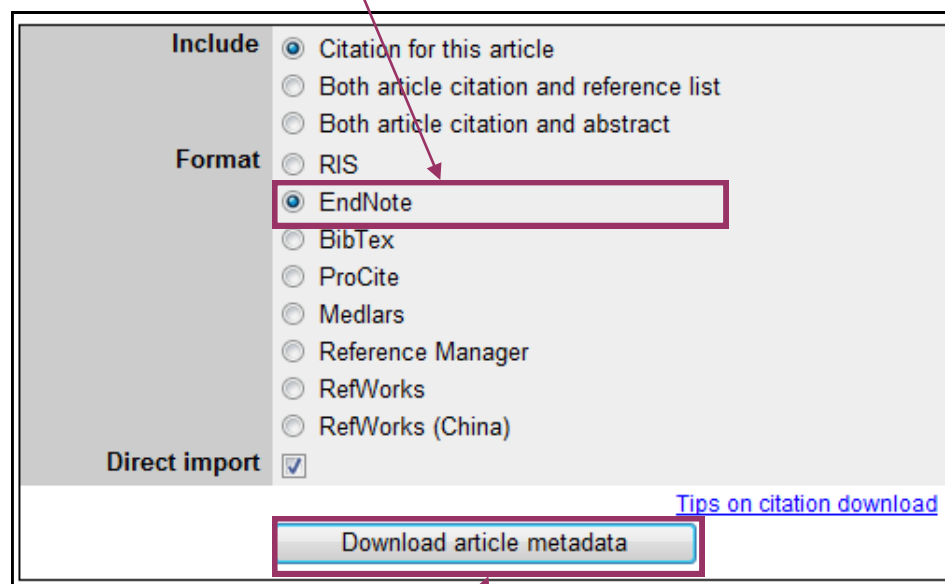
5

Click on **Download metadata**.

2

Direct export the results to Endnote

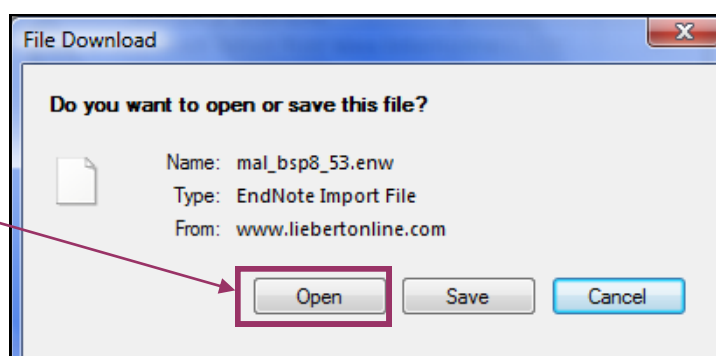
1

Select **Endnote** for the format.

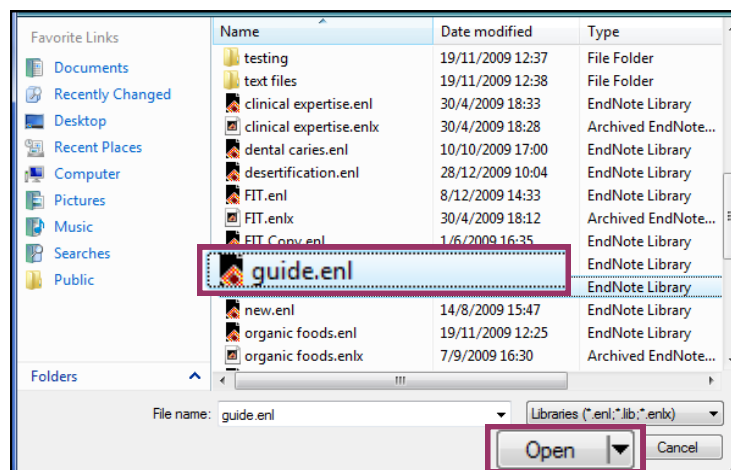
2

Then click on **Download article metadata**.

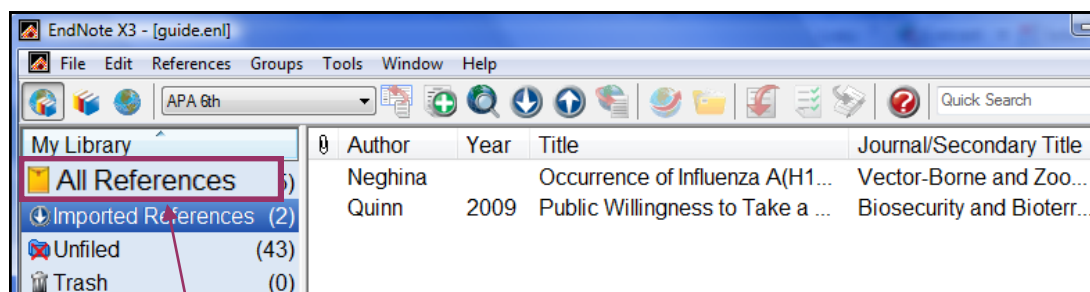
3

You will be prompted to open the file. Click on **Open**.

4

Locate your endnote library and click on **Open**.

- 3 The records will be duly imported into the selected Endnote library.



- 4 Click on **All References** to show all references in your library.

Note: You can also show all references from
Top bar menu > References > Show All References