

Cambridge Journals Online

1

Go to Cambridge Journals Online and retrieve your results

1

Enter a **search statement** in Cambridge Journals Online, e.g. *Desertification and China*

2

Click on **Search**.

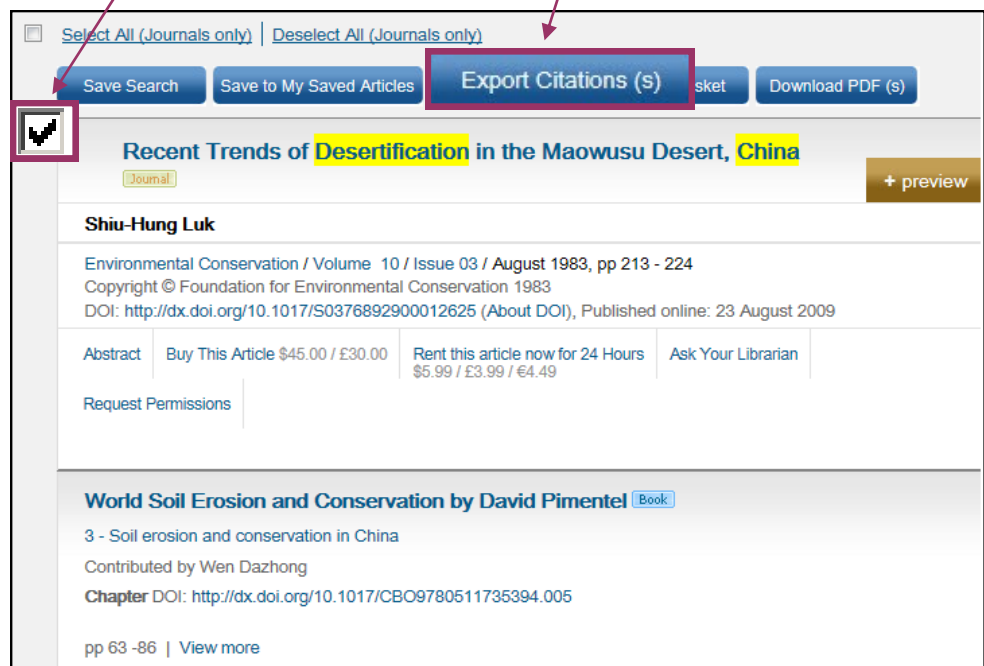


2

From the result list, **check** those which you consider as relevant.

3

Then click on **Export Citations (s)**.

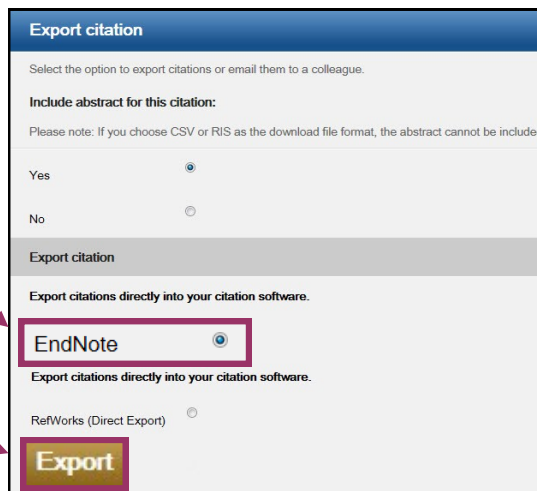


2

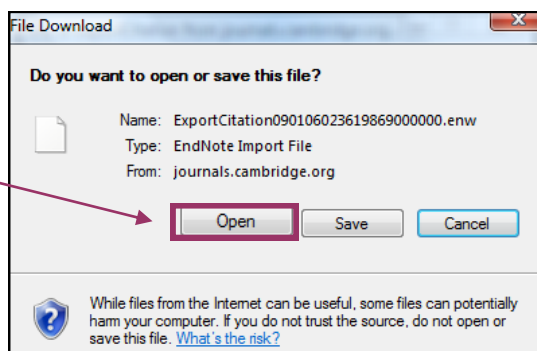
Direct export the results to Endnote

1 In Export citation, select **EndNote** as the citation software.

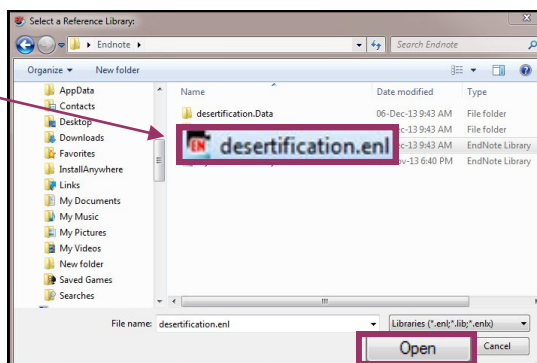
2 Click on **Export**.



3 Then click on **Open**.

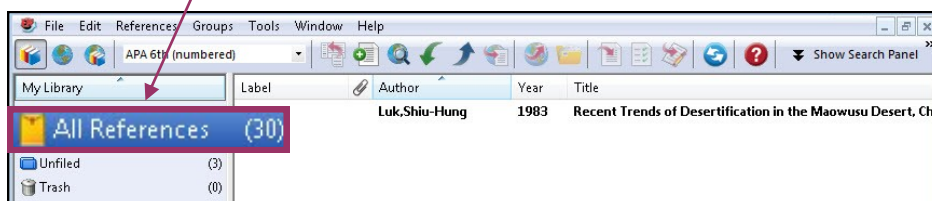


4 Locate your Endnote library and click on **Open**.



5 The records will be duly imported into the selected Endnote library.

6 Click on **All References** to show all references in your library.



Note: You can also show all references from
Top bar menu > References > Show All References